















**CLAIBORNE PARISH  
POLICE JURY DISTRICT 10**

-  Streets
-  Towns
-  Precincts 2011
-  Water
- Police Jury Districts**
-  1
-  10
-  2
-  3
-  4
-  5
-  6
-  7
-  8
-  9



2000 0 2000 4000 Feet

Cartography by Gary D. Joiner, Ph.D.